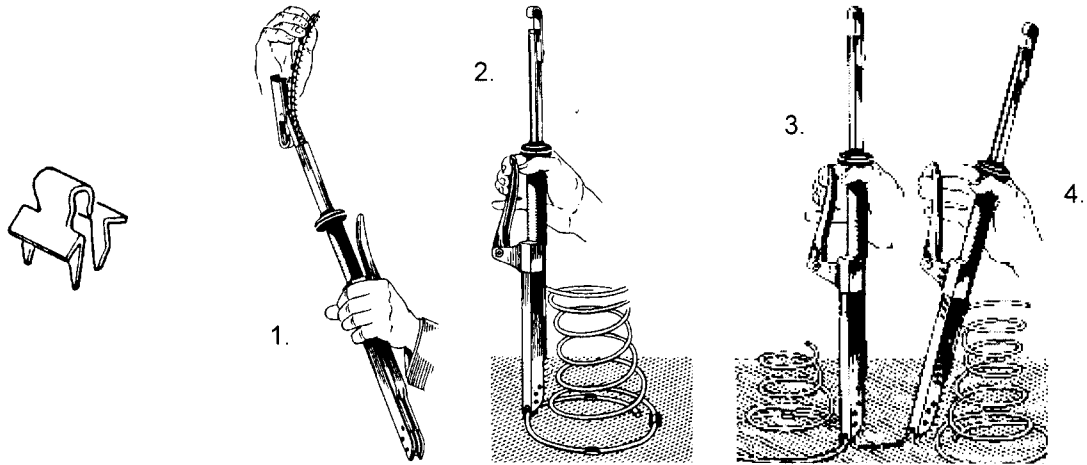


SPRINGING TOOLS

KLINCH-IT TOOL AND FASTENERS




- For quick and easy attachment of coil springs to jute webbing.

1. Hold Klinch-it Tool at an angle when filling magazine with fasteners.
2. With the tool in an upright position, place the nozzle directly over the spring to be attached to the webbing. Press down until the prongs of the fastener are forced through the webbing.
3. Check that the fastener is positioned correctly, then squeeze the handle to drive the fastener.
4. Release the handle and lift the tool at an angle slightly to the right so that the next fastener will be led into position.

605602 Klinch-It Tool

105601 Klinch-It Fasteners (5000/box)


SPRING STRETCHERS



Lever Type Stretcher

- For heavy duty installations.

607337 Lever Type Spring Stretcher



Pull Type Stretcher

- For installations where no fulcrum is available.

607336 Pull Type Spring Stretcher

SPRING BENDER

- Crimps the ends of No-Sag springs and open end coil springs.

- Comes with three nuts and bolts for fastening to bench.

- Can also be used in a vise.

607338 #404 Spring Bender

